

Chrysler E-Body Wires *(Included with E-Body Kit)*

Part Numbers: 1620810010, 1620810020, 1620810051, 1620820010, 1620820020, 1620820051,

Figure 1




Figure 1 is for the turn signal switch. It plugs in between the turn signal switch and the dash harness.
Note: One end is pointed, this will only go one way.

Figure 2




Figure 2 is for the ignition system. This plugs in between the relay pack and the dash harness. Please notice that the Red and Black wires have the same style connector. It is critical that you join the two Red wires together, and then the Black to Brown together.

Figure 3





Figure 3 is also for the ignition and has 3 relays built into it. This relay harness has one four wire plug that goes to the column. One lone black wire that need's a good ground location. Then the three smaller plugs, these plug into the **Figure 2** plug as described above. These relays have mounting tabs if you choose to mount them or they can hang, it is not necessary to ground the tabs.

Figure 2 & 3 Together



Note: If you are not using an OEM harness there is a breakdown of these wires by function in the Retrofit Steering Column Installation Instructions.



www.ididitinc.com

ididit 610 S. Maumee St. 49286 Tecumseh, MI • PH: 517-424-0577 • FAX: 517-424-7293